

Laptop wraps

Wraps
one



*Effect of WWII
on Australian citizens*

*Challenging
media images*



Taxing times

Manipulating digital images

DIGITAL
media




Laptop wraps



Creating avatars

Under universal skies



3D modelling

Exploring metaphor, light and time



Japanese – preparing for a homestay



Software-specific resources




Include guides on pedagogical use of the software.



Getting
started
tutorials



Tips
for
teachers



Photoshop

Elements



Word 2007



Audacity



Captivate



OneNote



GeoGebra



Acrobat Pro



Windows 7



*SMART
Notebook*



Presenter



Premiere Elements, Fireworks, Dreamweaver,
Google SketchUp



Process specific resources




Includes step-by-step guides on how to create your own resources.



Audio podcast



Laptop wrap



Video podcast



Diagrams



Digital Publications, Webpage,
Slideshow, Mobile learning,
Interactives, Presentations, Music



User Generated wraps

UGC

Connected Learning Advisory Service CLAS



Creating a laptop wrap - online

Why would a teacher make a laptop wrap?




- Build capacity to produce their own resources.
- Engage students with targeted activities and content.
- Gain insight into new software.
- Join a community of developers.
- Gain accreditation.



Creating a laptop wrap



Creating a laptop wrap - online

	NSWIT accreditation
 <i>Creating a laptop wrap</i>	6 hours
 GeoGebra for beginners	5 hours
 Digital stories for early learners	10 hours



User Generated wraps

UGC

Connected Learning Advisory Service CLAS



Creating a laptop wrap - online



Raw



Half-cooked



Cooked



How do I find out more?

Huh?

timothy.gorrod@det.nsw.edu.au

